

PERMIT
 CITY OF NAPOLEON, OHIO - BUILDING DEPARTMENT
 255 West Riverview Avenue, Napoleon, Ohio 43545 - (419) 592-4010

Permit No. 4042 Issued 09/03/96

Job Location Q-190 Co. Rd. 15
 Lot _____
 Issued by Brent N. Damman
 Owner Robert Stewart 592-7001
 Address Q-190 Co. Rd. 15 Napoleon, OH
 Agent Damman P & H 758-3116
 Address N-033 Co. Rd. 17D Napoleon, OH
 Use Type - Residential X
 Other - Describe _____
 No. Dwelling Units _____
 New X Replacement _____
 Add'n. Alter Remodel _____
 Mixed Occupancy _____
 Change of Occupancy _____
 Estimated Cost \$ _____

FEES	BASE	PLUS	TOTAL
<input type="checkbox"/> Building	\$ _____	\$ _____	\$ _____
<input type="checkbox"/> Electrical	\$ _____	\$ _____	\$ _____
<input type="checkbox"/> Plumbing	\$ _____	\$ _____	\$ _____
<input type="checkbox"/> Mechanical	\$ _____	\$ _____	\$ _____
<input type="checkbox"/> Demolition	\$ _____	\$ _____	\$ _____
<input type="checkbox"/> Zoning	\$ _____	\$ _____	\$ _____
<input type="checkbox"/> Sign	\$ _____	\$ _____	\$ _____
<input checked="" type="checkbox"/> Water Tap	\$ 975.00	\$ _____	\$ 975.00
<input type="checkbox"/> Sew. Insp.	\$ _____	\$ _____	\$ _____
<input type="checkbox"/> Sewer Tap	\$ _____	\$ _____	\$ _____
<input type="checkbox"/> Temp. Water	\$ _____	\$ _____	\$ _____
<input type="checkbox"/> Temp. Elec.	\$ _____	\$ _____	\$ _____
TOTAL FEES.....			\$ 975.00
LESS FEES PAID.....			\$ 975.00
BALANCE DUE.....			\$ -0-

ZONING INFORMATION

district	lot dimensions		area	front yd	side yd	rear yd
max hgt	no pkg spaces	no ldg spaces	max cover	petition or appeal req'd		date appr

WORK INFORMATION

Size: Length _____ Width _____ Stories _____ Ground Floor Area _____
 Height _____ Building Volume (for Demo. Permit) _____


Electrical: _____

Plumbing: Water tap - County View Haven Line

Mechanical: _____

Additional Information: _____

Date _____ Applicant Signature Robert W Stewart



APPLICATION FOR

Residential, Building, Electrical, Plumbing, Mechanical, and Demolition Permit

FROM - The City of Napoleon, Ohio, Building Department

255 West Riverview Avenue; P.O. Box 151; Napoleon, Ohio 43545 - Telephone (419) 592-4010

ENTRY NO. _____

PERMIT NO. 4042 ISSUED 9-3-96

JOB LOCATION Q-190 Co. Rd. 15

LOT _____
(Subdivision or Legal Description)

ISSUED BY BND
(Building Official)

OWNER Robert Stewart PHONE 592-7001

ADDRESS Q-190 Co. Rd. 15 Nap

AGENT Damma D & H PHONE 758-3116

ADDRESS N-033 Co Rd. 17D Nap

USE: Residential () Commercial () Industrial
() Other _____

WORK: New () Addition () Replacement () Remodel

ESTIMATED COST = \$ _____

	Base	Plus	Total
() Building	\$ _____	\$ _____	\$ _____
() Electrical	\$ _____	\$ _____	\$ _____
() Plumbing	\$ _____	\$ _____	\$ _____
() Mechanical	\$ _____	\$ _____	\$ _____
() Demolition	\$ _____	\$ _____	\$ _____
() Zoning	\$ _____	\$ _____	\$ _____
() Sign	\$ _____	\$ _____	\$ _____
<input checked="" type="checkbox"/> Water Tap	\$ <u>975.00</u>	\$ _____	\$ <u>975.00</u>
() Sewer Tap	\$ _____	\$ _____	\$ _____
() Temp Water	\$ _____	\$ _____	\$ _____
() Temp Elec.	\$ _____	\$ _____	\$ _____

Additional Structure _____ Hours _____
Plan Review: Electric _____ Hours _____

TOTAL FEES \$ 975.00
Less Fees Paid \$ 975.00
BALANCE DUE \$ 00

ZONING INFORMATION

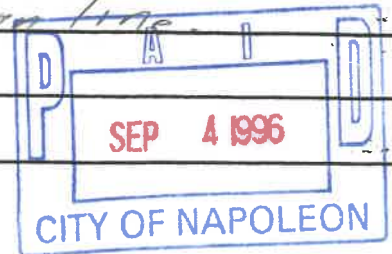
District	Lot Dimensions	Area	Front Yard	Side Yard	Rear Yard

Max Height	No. Pkg. Spaces	No. Ldg. Spaces	Max Cover	Petition or Appeal Required-Date

WORK INFORMATION

Building: Ground Floor Area _____ sq. ft. Basement Floor Area _____ sq. ft.
Garage Floor Area _____ sq. ft. 2nd Floor Area _____ sq. ft. Other _____ sq. ft.
Size: Length _____ Width _____ Stories _____ Height _____
Building Volume (for Demolition Permit) _____ cubic feet

Description of Work: Water tap County View Home line



ELECTRICAL: Contractor _____ Phone _____

Address _____ ESTIMATED COST = \$ _____

Type of Work: ()New ()Service Change ()Rewiring ()Add'l Wiring TEMPORARY ELEC. REQUIRED - ()Yes ()No

Size of Service _____ Underground _____ Overhead _____ Number of New Circuits _____

Description of Work: _____

PLUMBING: Contractor _____ Phone _____

Address _____ ESTIMATED COST = \$ _____

WATER TAP REQUIRED - ()Yes ()No Size _____ Type of Pipe _____ Water Dist. Pipe _____

SANITARY SEWER TAP REQUIRED - ()Yes ()No Size _____ Type of Pipe _____ Dr. Waste Vt. Pipe _____

STREET SEWER TAP REQUIRED - ()Yes ()No Type of Pipe _____ STREET TO BE OPENED - ()Yes ()No

Main Building Drain Size = _____ Main Vent Pipe Size = _____

LIST NUMBER OF PLUMBING FIXTURES BELOW:

Water Closets = _____ Bathtubs = _____ Showers = _____ Lavatories = _____ Kitchen Sinks = _____ Disposal = _____

Clothes Washer = _____ Floor Drains = _____ Dishwasher = _____ Other _____ Total = _____

Description of Work: _____

MECHANICAL: Contractor _____ Phone _____

Address _____ ESTIMATED COST = \$ _____

HEATING SYSTEM - ()Forced Air ()Gravity ()Hot Water ()Steam ()Unit Heaters ()Radiant ()Baseboard

TYPE OF FUEL - ()Electric ()Natural Gas ()Propane ()Wood ()Coal ()Solar ()Geothermal Other _____

NUMBER OF HEAT ZONES = _____ HOT WATER - ()One (1) Pipe ()Two (2) Pipes ()Series Loop

ELECTRIC HEAT - Number of Circuits _____ Number of Furnaces _____ Number of Hot Air Runs _____

Number of Hot Water Radiators _____ Total Heat Loss _____ Rated Capacity of Furnace/Boiler _____

LOCATION OF HEATING UNITS - ()Crawl Space ()Floor Level ()Attic ()Suspended ()Roof ()Outside

Description of Work: _____

DRAWINGS REQUIRED: All applications must be accompanied by two (2) complete sets of Drawings including Site Plans, Foundation Plans, Floor Plans, Structural Framing Plans, Exterior Elevations, Section and Details, Stair Details, Electrical Layout, Plumbing Isometric, Heating Layout, etc. All Plans shall be drawn to scale, show all existing structure on the Site Plans, and show electric panel and furnace locations.

READ AND SIGN BELOW: The undersigned hereby makes application for a Permit for all work described herein and agrees to complete the work in strict accordance with all applicable provisions of the current edition of the C.A.B.O. Building Code, the Napoleon Building and Zoning Codes, the Napoleon Engineering Department Rules and Regulations, Standard Specifications and other pertinent sections of the Napoleon Code of Ordinances.

Signature of Applicant _____ Date _____

WATER TAPPING PERMIT

issued by

The Napoleon Water Distribution Department

255 West Riverview Ave. Napoleon, Ohio 43545 Pn. 592-4010

Permit No. W-0152 Issued 10-14-96 Received of Robert Stewart (\$ 975) .00

(Charge for tapping permit to supply water service to) Lot No. Sub Div. Parcel# 07-110014-0100

Street No. Q-190 Co. Rd. 15 Tap Size 1 5/8" yoke Cost \$.00 Plumber Same

Date completed Approved by W. E. Montague water distribution dept. finance director

Name Size of tap 1" Date 10-16-96 Street and No. Q-190 Co Rd 15

Old Tap No. New Tap No. 9666 Size and Kind of Main 8" C-900

Location of Main 7' East of East pavement edge Depth of Main 5 1/2'

Distance from Hydrant/Valve 4' North of Hyd # 440 (Curb stop 14'3" E. of pavement) Distance to Curb Stop from Corp. 41'



WATER TAPPING PERMIT

issued by

The Napoleon Water Distribution Department

255 West Riverview Ave. Napoleon, Ohio 43545 Pn. 592-4010

Permit No. W-0152 Issued 10-14-96 Received of Robert Stewart (\$ 975) .00

(Charge for tapping permit to supply water service to) Lot No. Sub Div. Parcel# 07-110014-0100

Street No. Q-190 Co Rd 15 Tap Size 1" Cost \$.00 Plumber Same

5/8" yoke

Date completed Approved by W. C. Montague water distribution dept. finance director

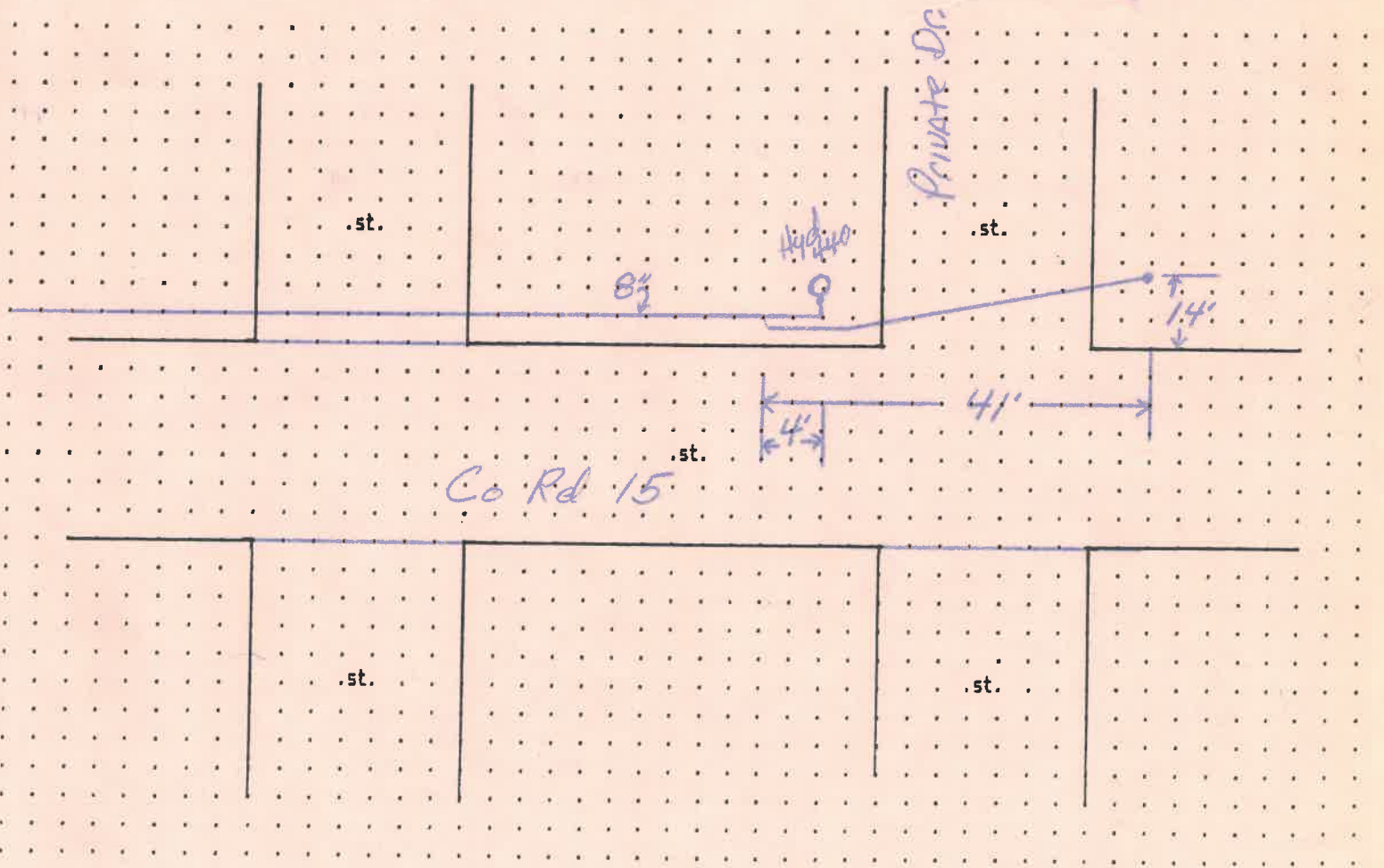
Name Size of tap 1" Date 10-16-96 Street and No. Q-190 Co Rd 15

Old Tap No. New Tap No. 9666 Size and Kind of Main 8" C-900

Location of Main 7' East of East pavement edge Depth of Main 5 1/2'

(Curb stop 14' 15" E. of pavement)

Distance from Hydrant/Valve 4' North of Hyd #440 Distance to Curb Stop from Corp. 4 1/2'



METER YOKE RELEASE

This document is for the release of one (1) Water Meter Yoke for Residential water service lines.

RELEASE NO. 218

PERMIT NO. 4042 ISSUED 9-3-96

JOB LOCATION Q-190 Co. Rd. 15

- Inside City Limits () - Outside City Limits

ISSUED BY BND

OWNER Robert Stewart

ADDRESS Q-190 Co. Rd. 15 Map

CONTRACTOR Dammann P/H

ADDRESS N-033 Co. Rd. 17D Map

CONTRACTOR'S PHONE NO. 758-3116

WATER TAP SIZE: () = 1" () = 1-1/2" () = 2"

WATER METER s# _____

- New Dwelling () - Existing Dwelling

() - Lawn Meter

5/8" YOKE

Water Service Line to be Type (K) Copper or (CTS) Polyethelene Tubing of one inch (1") minimum.

Watts No. 7 Dual check required () = Yes () = No

Water Meter Yoke installation is subject to the following conditions:

- 1.) Must be located in an accessible area.
- 2.) Must be in an area not subject to freezing temperatures.
- 3.) Must be eighteen inches (18") above floor level, not in crawl spaces.
- 4.) Must comply with the mounting criteria and clearances as set forth in DRAWING #04403901.

METER YOKE RELEASE

This document is for the release of one (1) Water Meter Yoke for Residential water service lines.

RELEASE NO. 218

PERMIT NO. 4042 ISSUED 9-3-96

JOB LOCATION G-190 Co. Rd. 15

- Inside City Limits () - Outside City Limits

ISSUED BY BJD

OWNER Robert Stewart

ADDRESS G-190 Co. Rd. 15 App

CONTRACTOR Dawson PTH

ADDRESS N-033 Co. Rd. 170 App

CONTRACTOR'S PHONE NO. 758-3116

WATER TAP SIZE: () = 1" () = 1-1/2" () = 2"

WATER METER s# _____

- New Dwelling () - Existing Dwelling

() - Lawn Meter

5/8" YOKE

Water Service Line to be Type (K) Copper or (CTS) Polyethelene Tubing of one inch (1") minimum.

Watts No. 7 Dual check required () = Yes () = No

Water Meter Yoke installation is subject to the following conditions:

- 1.) Must be located in an accessible area.
- 2.) Must be in an area not subject to freezing temperatures.
- 3.) Must be eighteen inches (18") above floor level, not in crawl spaces.
- 4.) Must comply with the mounting criteria and clearances as set forth in DRAWING #04403901.

ORDINANCE NO. 060-12

AN ORDINANCE AMENDING SECTION 931.08 OF THE CODIFIED ORDINANCES OF THE CITY OF NAPOLEON BY ADDING 931.08 (g) TO ALLOW FOR AN EXCEPTION TO THE WATER TAP CHARGE UNDER LIMITED CIRCUMSTANCES

WHEREAS, the City of Napoleon desires to encourage the purchase and demolition of nuisance property within the corporation limits of the City of Napoleon;

WHEREAS, the City of Napoleon desires to establish an exception to the water tap charge;

BE IT ORDAINED BY THE COUNCIL OF THE CITY OF NAPOLEON, OHIO:

Section 1. That, Section 931.08 of the Codified Ordinances of the City of Napoleon, Ohio shall be amended and enacted as follows:

“931.08 WATER TAP AND SERVICE LINE FEES.

The water tap rates and service line fees charged by the City shall be as follows, except as may be permitted by rule:

(a) Water tap and service line fees shall be as follows:

DIA	Tap and Service Line Charge		
Size Tap	Meter Size	Inside City	Outside City
1.00"	5/8"	\$1,200.00	\$1,680.00
1.00"	3/4"	\$1,300.00	\$1,820.00
1.00"	1"	\$1,400.00	\$1,960.00

(b) For water tap and service lines of one and one-half inch or larger in nominal diameter, regardless of the meter size, the fee shall be based on the City’s actual incurred labor and material costs associated with installation of the larger service, including but not limited to: the tap, lines, meter, meter installation, and other appurtenances and costs associated thereto, plus twenty-five percent (25%). The labor costs shall be based on an established hourly rate that will be on file in the City’s Department of Utility Collections, which may be amended from time to time.

(c) Any water tap made outside the City limits, on City owned lines, shall pay in addition to what has been stated in subsection (a) or (b) hereof, a four thousand dollar (\$4,000) fee.

(d) A service connection fee is established to pay for the City’s share of facilities required to serve the premises and to offset the cost of the City providing a copper setter, meter, installation, wiring and any applicable transmitter in multiple lot subdivisions and developments within the corporate limits that are or have been constructed to City standards. A service connection fee shall be in lieu of a tap fee for water service as follows for 1" inch taps, except as may otherwise be provided by rule.

For 1" tap that has been provided by property developer, builder or contractor:

- 5/8" meter \$350.00
- 3/4" meter \$440.87
- 1" meter \$525.00

11-04-2013

The County gave the Co. Rd. 15 water line to the City after the line was paid for by the assessments. Any new taps to that water line are charged as per section 931.08 (a) outside the City tap charge \$1680.00 plus the 931.08(b) \$4000 fee. Any property that already has a tap with curb box and just never connected the water will be charged only the meter fee as per 931.08(d).

TZ

